




HS-18BB-G10 245-252 Series

Heterojunction Solar Cell
Great Performance With N-type Wafers

HJT solar cell is a new generation superior bifacial solar cell made out of N-type wafer, which combines merits of crystalline silicon and thin-film technology to form a single composite structure. As one of the most effective cell passivation technology in the market, HJT ensures that solar cells deliver high efficiency and great power even in hot climate.

Higher Cell Efficiency


- Phosphorus gettering combines with double-sided microcrystal process to guarantee higher cell efficiency.
- Ultra-low temperature coefficient ensures higher and more stable power output in high temperature environment.
- No LID, No PID, lead to zero power loss.



Front side

Maximum Module Power


- Half silicon ingot cutting wafer and SMBB technology to deliver higher energy output and lower power loss.
- The natural bifacial symmetrical structure of HJT cell can effectively improve the power generation capacity on cell's backside.
- No LID and No PID effectively extends the PV module life.
- PV systems with lower LCOE using HJT modules



Back side

Mechanical Characteristics

Product	HJT Monocrystalline solar cell
Format	18BB, N-type, 182mm*91.75mm±0.25mm
Average Thickness (Si)	130μm ±13μm
Front Surface(-)	18 soldering pads (silver) Dark blue anti-reflecting ITO coating (Indium tin oxide)
Back Surface(+)	18 soldering pads (silver) Dark blue anti-reflecting ITO coating (Indium tin oxide)

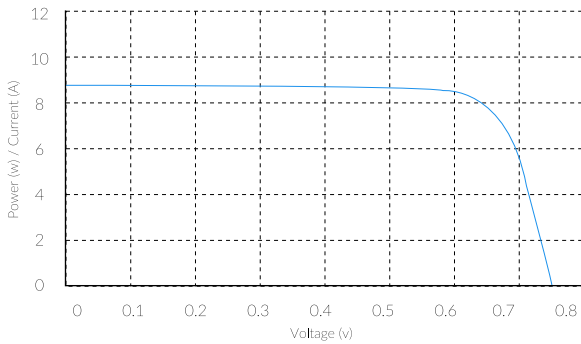


ELECTRICAL CHARACTERISTICS (STC)

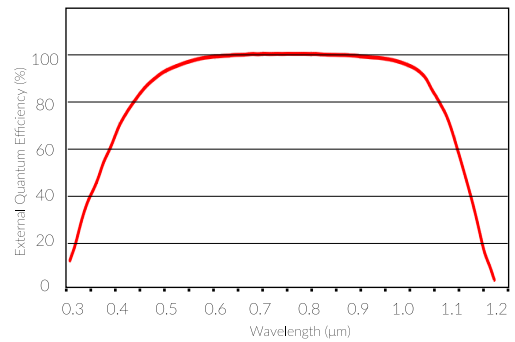
Power Class			HS-G10-245	HS-G10-246	HS-G10-247	HS-G10-248	HS-G10-249	HS-G10-250	HS-G10-251	HS-G10-252
Maximum Power	P _{mp}	[W]	4.10	4.12	4.14	4.15	4.17	4.18	4.19	4.21
Short Circuit Current	I _{sc}	[A]	6.53	6.54	6.55	6.56	6.57	6.58	6.59	6.60
Open Circuit Voltage	V _{oc}	[V]	0.747	0.747	0.747	0.747	0.747	0.748	0.748	0.748
Efficiency	η	[%]	24.5	24.6	24.7	24.8	24.9	25.0	25.1	25.2

*PERFORMANCE AT STANDARD TEST CONDITIONS, STC: 1000 W/ m², 25 C, AM 1.5 G

TYPICAL CURRENT/POWER-VOLTAGE CURVES (25.0%)



SPECTRAL RESPONSE



PACKING SPECIFICATIONS

pcs/box	box/carton	pcs/carton
132	18	2376

TEMPERATURE COEFFICIENTS

Power (P _{max})	-0.26%/K
Current (I _{sc})	+0.055%/K
Voltage (V _{oc})	-0.27%/K

Remind of Storage

If the sealing foil around the cell boxes is damaged, broken or opened, we suggest that:

- Store the cells in dry and clean place at room temperature
- Process the cells within 10 days after opening the seal.